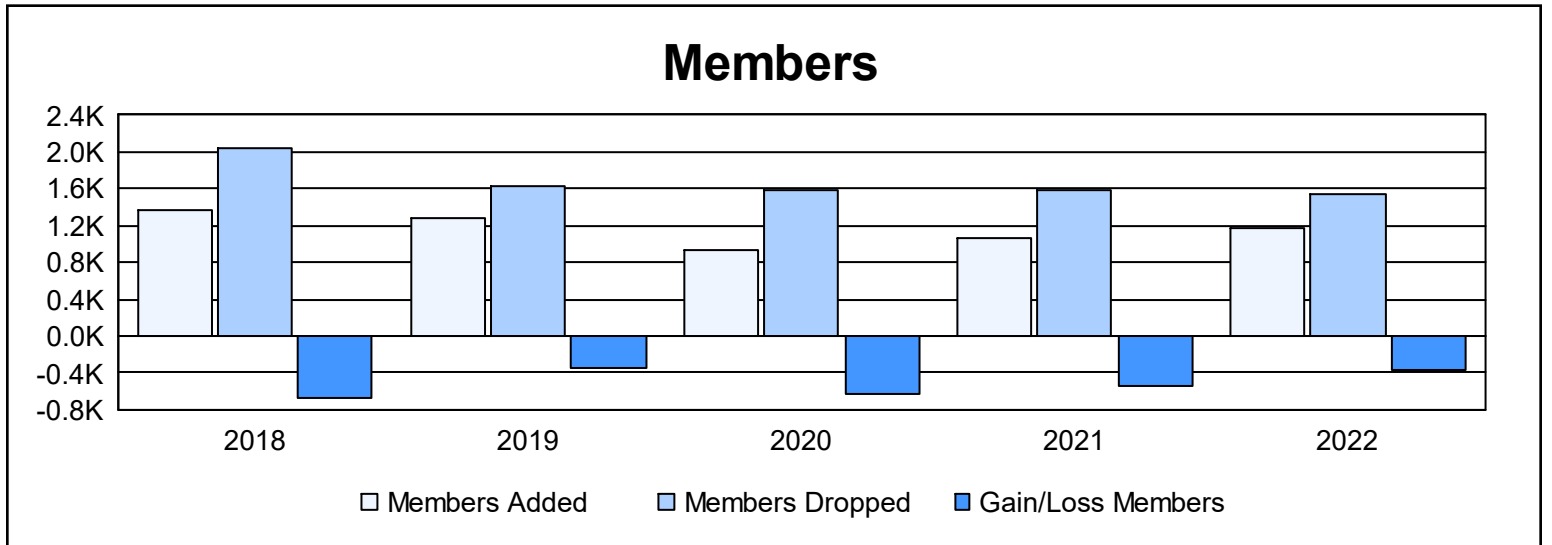
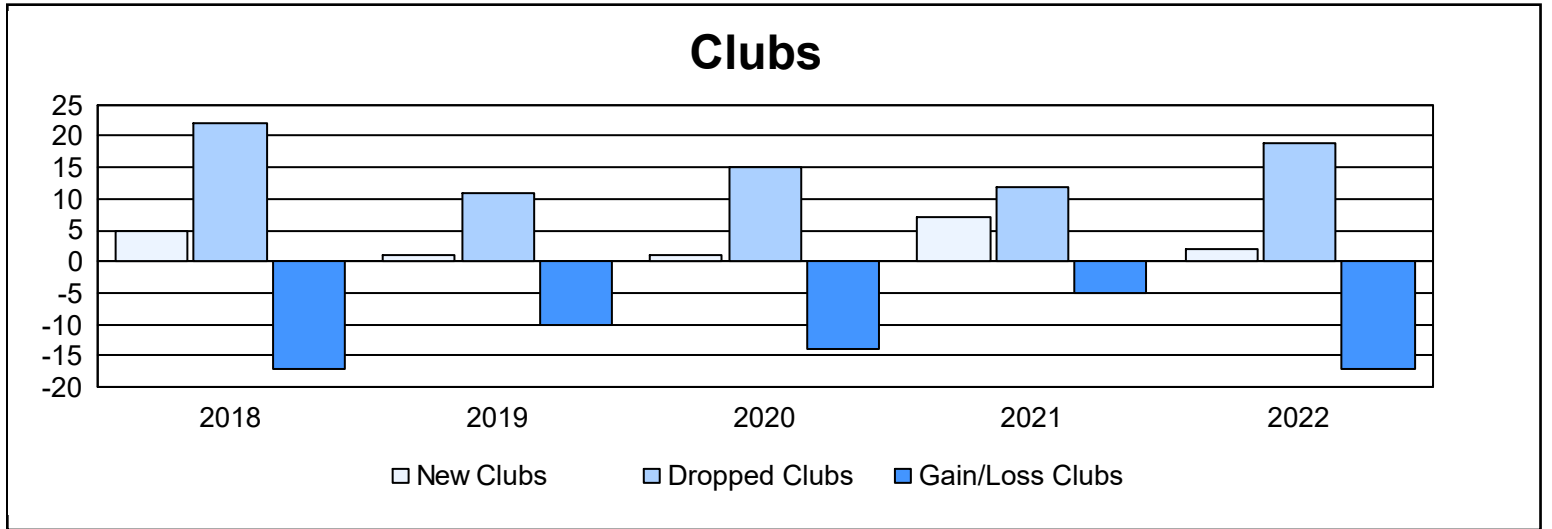


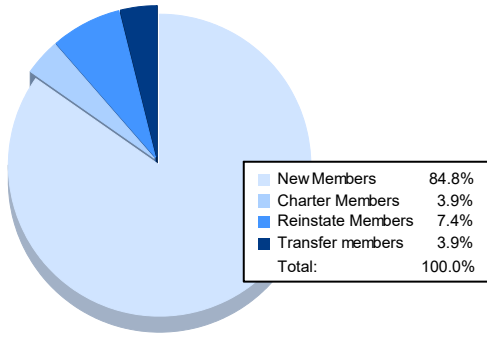
Multiple District 1

As of June 2022 Cumulative

Year	New Clubs	Dropped Clubs	Gain/Loss Clubs	New Members	Charter Members	Reinstate Members	Transfer Members	Total Member Added	Total Members Dropped	Gain/Loss Members
2017-2018	5	22	-17	1,087	153	80	56	1,376	2,041	-665
2018-2019	1	11	-10	1,077	46	97	63	1,283	1,623	-340
2019-2020	1	15	-14	811	34	50	48	943	1,580	-637
2020-2021	7	12	-5	709	211	90	49	1,059	1,592	-533
2021-2022	2	19	-17	991	45	86	46	1,168	1,540	-372
Average	3	16	-13	935	98	81	52	1,166	1,675	-509



Membership Composition June 2022 Cumulative



Gender Composition June 2022 Cumulative

